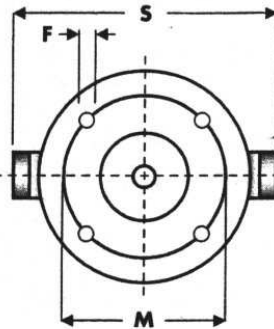
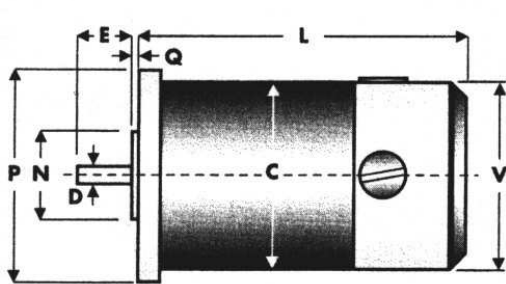
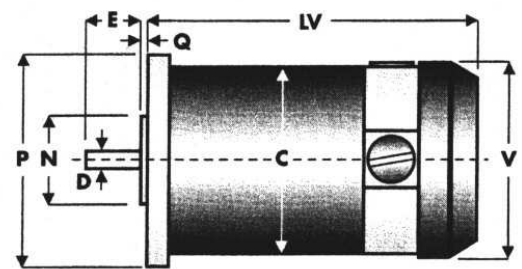


SERIE MP 42 - MP 55

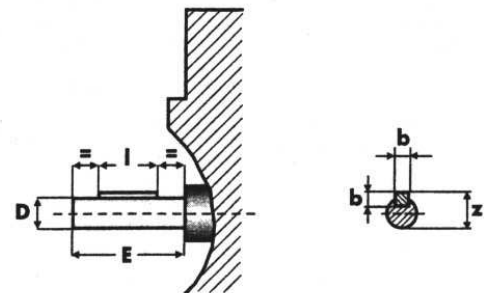
without ventilation



with ventilation



KEMMERICHELEKTROMOTOREN
www.elektromotoren.de



DIMENTION

type	overall dimentions					flange Ø 65	IEC	flange B14				
------	--------------------	--	--	--	--	-------------	-----	------------	--	--	--	--

TIPO	C	L	LV	Q	S	V	P	N	M	F		P	N	M	F	D	E	b-l-z
42.16	65	76	--	1.5	92	--	65	32	46	M4	--	--	--	--	--	6	20	--
42.22	65	85	--	1.5	92	--	65	32	46	M4	--	--	--	--	--	6	20	--
42.33	65	104	131	2.5	92	76	65	32	46	M4	--	--	--	--	--	6	<33	--
42.33	65	117	131	2.5	92	76	65	32	46	M4	--	--	--	--	--	8	<65	--
42.33	65	117	134	2.5	92	76	--	--	--	--	56	80	50	65	M5	9	20	3-15 10.3
42.50	65	141	158	2.5	97	76	65	32	46	M4	56	80	50	65	M5	9	20	3-15 10.3
42.66	65	147	164	2.5	97	76	65	32	46	M4	--	--	--	--	--	8	<65	--
42.66	65	150	167	2.5	97	76	--	--	--	--	56	80	50	65	M5	9	20	3-15 10.3
42.96	65	177	194	2.5	97	76	65	32	46	M4	--	--	--	--	--	10	<65	--
42.96	65	180	197	2.5	97	76	--	--	--	--	56	80	50	65	M5	9	20	3-15 10.3
55.05	80	149	173	2.5	122	100	--	--	--	--	56	80	50	65	M5	9	20	3-15 10.3
55.05	80	149	173	2.5	122	100	--	--	--	--	63	90	60	75	M5	11	23	4-18 12.5
55.10	80	195	220	2.5	122	100	--	--	--	--	56	80	50	65	M5	9	20	3-15 10.3
55.10	80	195	220	2.5	122	100	--	--	--	--	63	90	60	75	M5	11	23	4-18 12.5
55.15	80	245	270	2.5	122	100	--	--	--	--	63	90	60	75	M5	11	23	4-18 12.5

characteristic curves

